




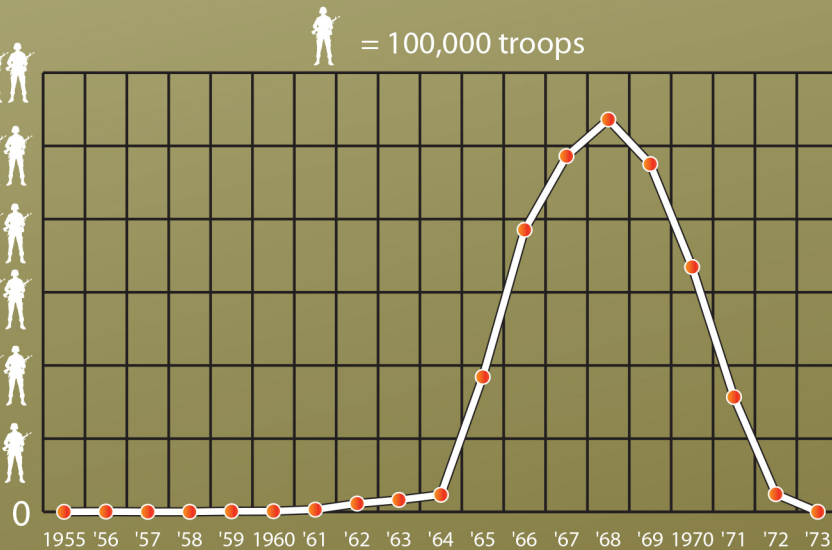
STATISTICS OF THE VIETNAM WAR

The average U.S. infantryman in Vietnam saw about **240 days of combat in one year**, thanks to the mobility of the helicopter. In comparison, the average infantry in the South Pacific during World War II saw only 40 days of combat in four years.

U.S. forces sent to Vietnam were the **highest educated** of all previously deployed armies. **79% had at least a high school degree** prior to entering military service.

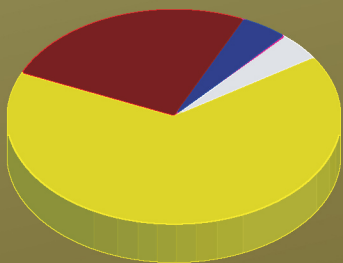


U.S. Troop Strength by Year End (1955 - 1973)



U.S. ARMED FORCES TOLL OF WAR (1955-1975)

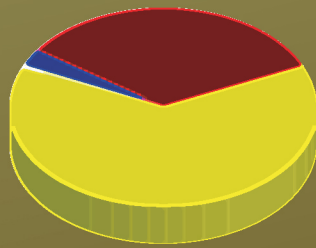
KILLED



As of 2013, the total number of U.S. armed forces killed in Vietnam in the two decades of involvement was **58,253**.

Of these, there were:
38,224 Army,
14,844 Marines,
2,586 Air Force,
2,566 Navy,
26 Merchant Marines
7 Coast Guard.

WOUNDED



The total number of U.S. armed forces non-mortally wounded in Vietnam was **153,363**.

Of these, there were:
96,802 Army,
51,392 Marines,
931 Air Force,
4,178 Navy,
60 Coast Guard.

658 U.S. prisoners of war returned home alive from Southeast Asia.

As of 2014, 1,638 are still unaccounted for.

PEAK STRENGTH OF ALLIED ARMED FORCES DURING VIETNAM WAR⁶⁸

